

Scaled data based on original data using  
LM-79-08 Approved Method: Electrical and Photometric Measurements of Solid-  
State Lighting Products

Test Report Prepared for  
Cooper Lighting Solutions  
(formerly Eaton)

Brand: INVUE

Report Number: P140471

Luminaire Tested: **EMM-E02-LED-E1-5WQ-7050**

Issue Date: 03/03/2020

**Test Information**

Test Method: LM-79-08  
Report Number: P140471  
REPORT IS SCALED FROM IESNA LM-79-08 TEST DATA (P33687)  
Test Lab: INNOVATION CENTER-P3  
Issue Date: 03/03/2020  
Manufacturer: COOPER LIGHTING SOLUTIONS (FORMERLY EATON)  
Product Line: INVUE  
Catalog Number: EMM-E02-LED-E1-5WQ-7050  
Description: EPIC MODERN MEDIUM DECORATIVE LED LUMINAIRE  
(2) LIGHTBARS WITH AccuLED OPTICS - TYPE 5 SQUARE WIDE  
Light Source: (42) 5000K CCT, 70 CRI LEDs  
Ballast/Driver: -

**Summary**

Lumens per Lamp: N/A  
Luminaire Lumens: 6130.7 lumens  
Efficiency: N/A  
Efficacy: 117.7 lumens/watt  
Luminous Opening: Rectangular (W 0.33' x L: 1' x H: 0')  
IES Classification: Type V - Short - Semi-Cutoff  
BUG Rating: B3 - U0 - G1

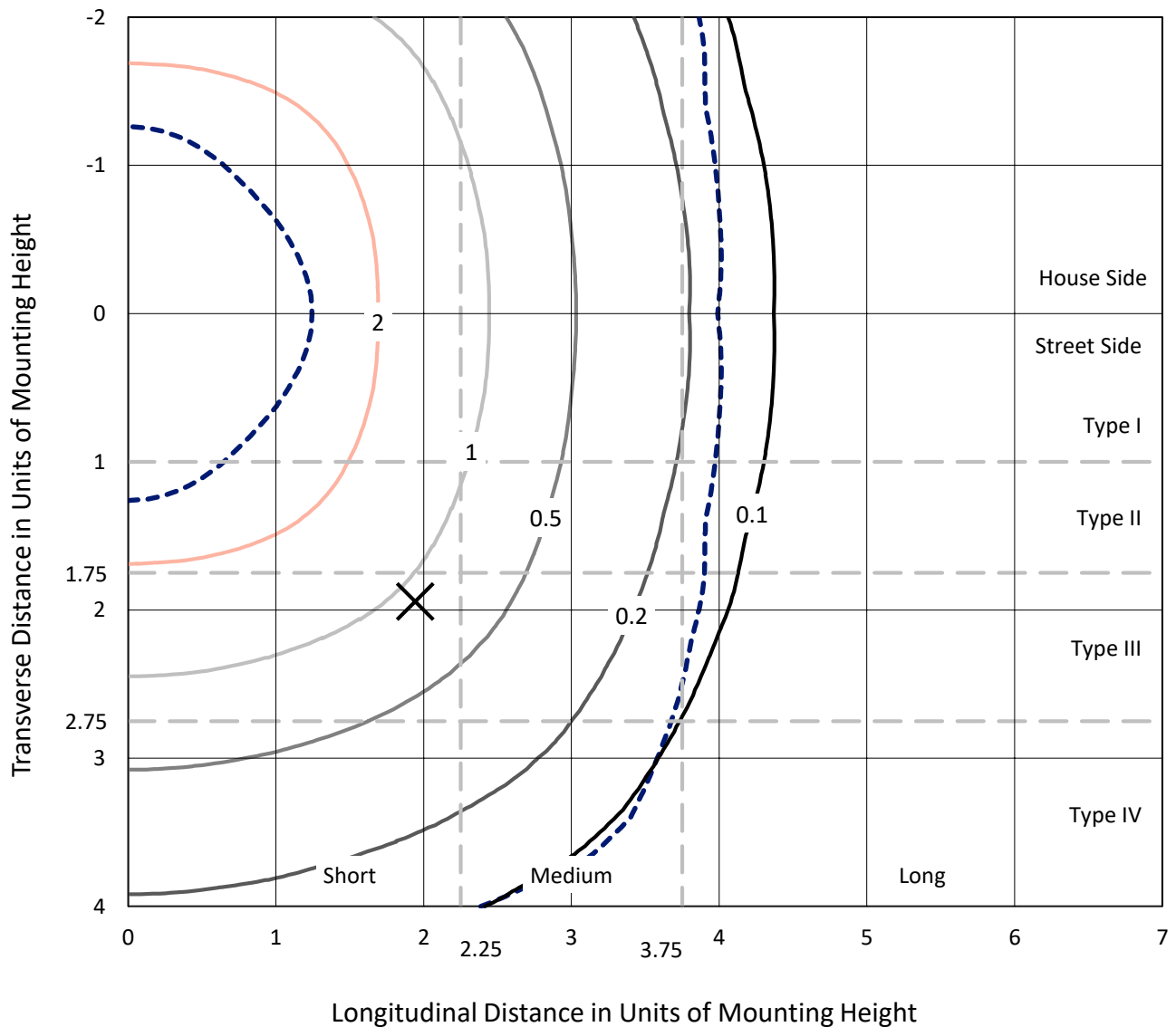
Input Watts (W): 52.1  
Input Voltage (V): NR  
Input Current (Ain): NR  
Voltage Rise (V): NR  
Power Factor: NR  
Total Harmonic Distortion (THDi): NR  
Frequency (hertz): 60  
Stabilization Time: NR  
Operation Time: NR  
Ambient Temperature (°C): NR  
Test Distance: 25 FT



REPORT NUMBER: P140471  
 CATALOG NUMBER: EMM-E02-LED-E1-5WQ-7050

### Iso-Footcandle Lines of Horizontal Illumination

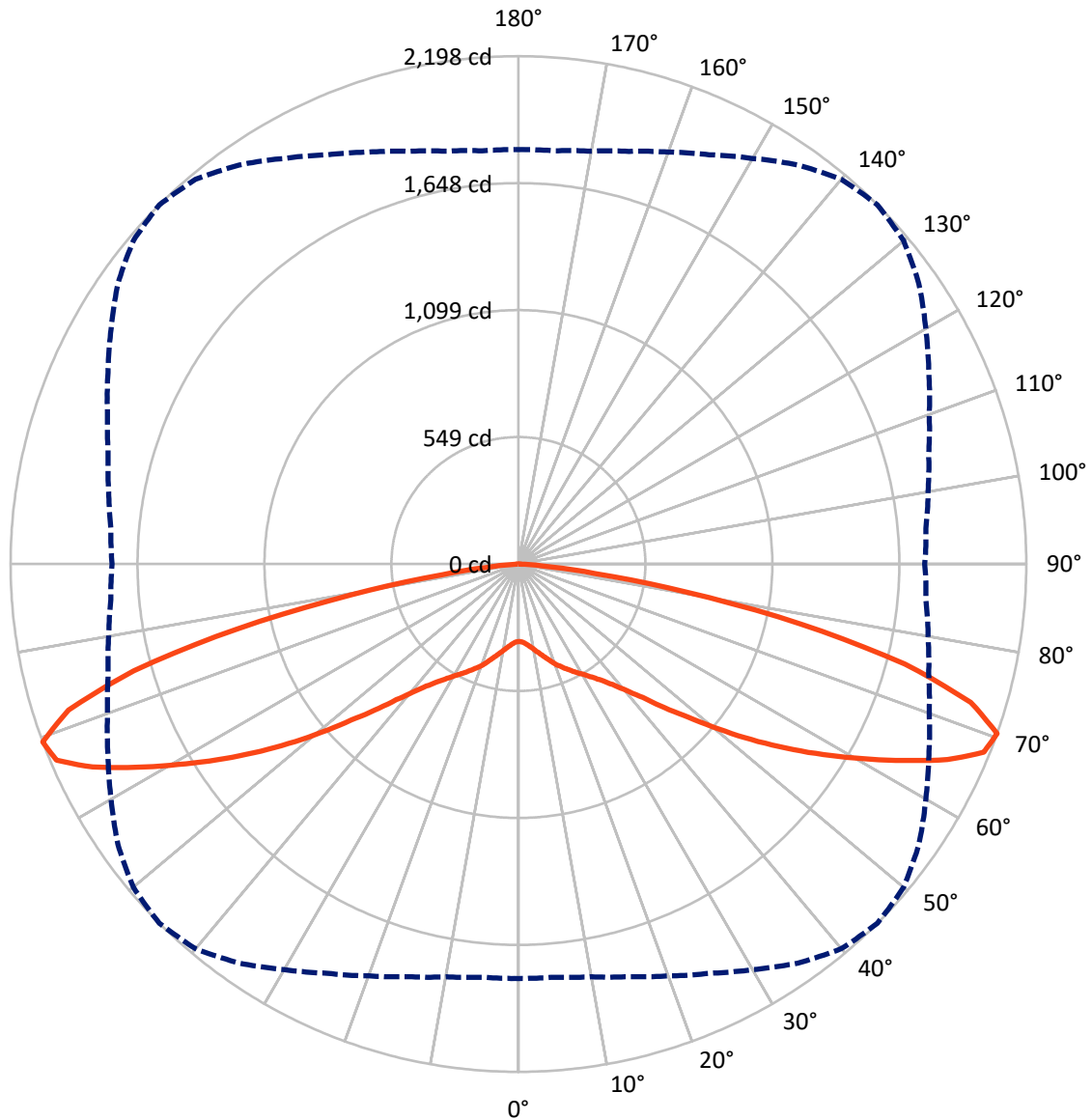
✕ Max cd  
 - - - 1/2 Max cd



Based on 10 foot mounting height. Maximum calculated value = 3.8 fc  
 Type V - Short - Semi-Cutoff

REPORT NUMBER: P140471  
CATALOG NUMBER: EMM-E02-LED-E1-5WQ-7050

### Luminous Intensity Polar Plot



— Vertical Plane Through 45-Deg Lateral    - - - Horizontal Cone Through 70-Deg Vertical

REPORT NUMBER: P140471

CATALOG NUMBER: EMM-E02-LED-E1-5WQ-7050

**FLUX DISTRIBUTION:**

		Downward	Upward	Total
<b>House Side</b>	Lumens	3065.3	0.0	3065.3
	% Fixture	50.0	0.0	50.0
<b>Street Side</b>	Lumens	3065.3	0.0	3065.3
	% Fixture	50.0	0.0	50.0
<b>Total</b>	Lumens	6130.7	0.0	6130.7
	% Fixture	100.0	0.0	100.0

**Coefficient of Utilization**

**ZONAL LUMENS:**

Zone	Lumens	% Fixture
0°-10°	34.0	0.6
10°-20°	118.7	1.9
20°-30°	233.3	3.8
30°-40°	386.0	6.3
40°-50°	675.6	11.0
50°-60°	1205.1	19.7
60°-70°	1860.5	30.3
70°-80°	1472.7	24.0
80°-90°	144.9	2.4
90°-100°	0.0	0.0
100°-110°	0.0	0.0
110°-120°	0.0	0.0
120°-130°	0.0	0.0
130°-140°	0.0	0.0
140°-150°	0.0	0.0
150°-160°	0.0	0.0
160°-170°	0.0	0.0
170°-180°	0.0	0.0
0°-90°	6130.7	100.0
0°-180°	6130.7	100.0



REPORT NUMBER: P140471

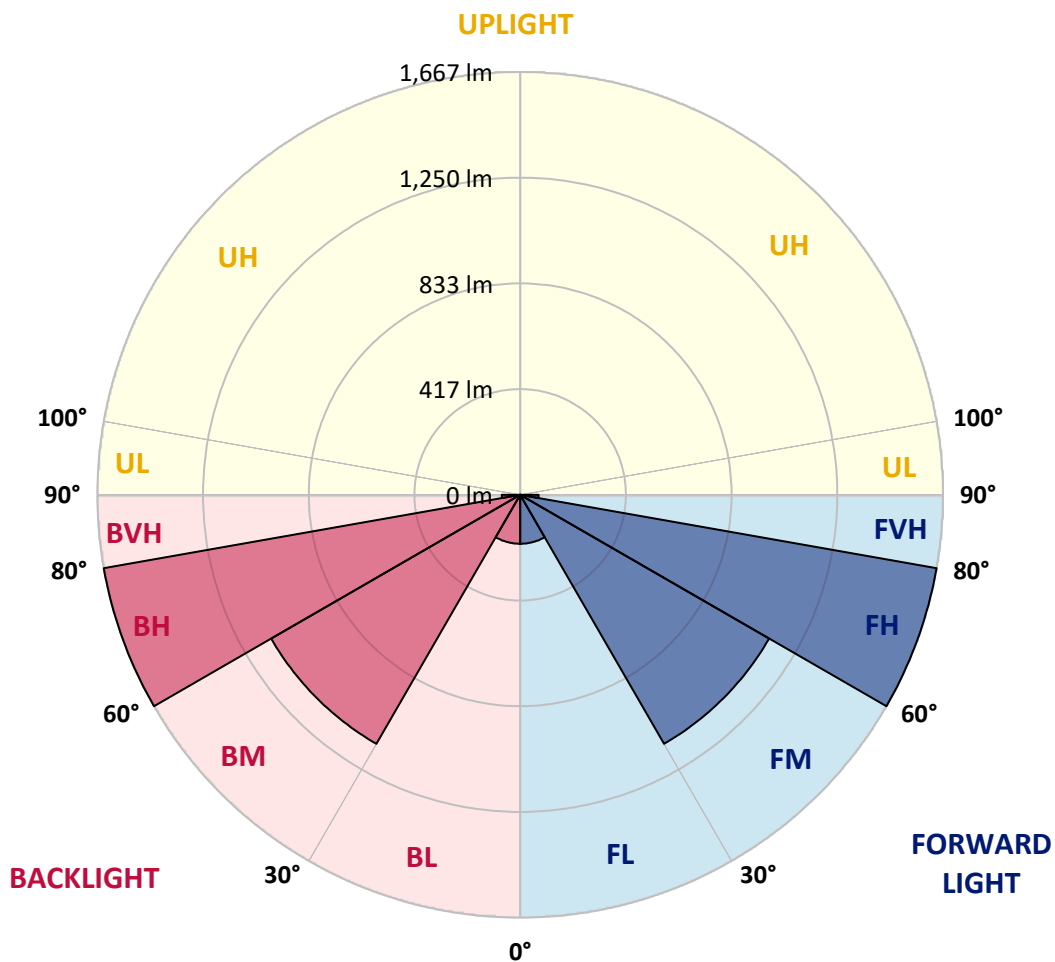
CATALOG NUMBER: EMM-E02-LED-E1-5WQ-7050

**LUMINAIRE CLASSIFICATION SYSTEM LUMEN TABLE AND BUG RATING:**

Zone		Lumens	% Fixture	Zone Rating/Lumen Limit		
				B	U	G
FL	(0°-30°)	193.0	3.1			
FM	(30°-60°)	1133.3	18.5			
FH	(60°-80°)	1666.6	27.2			G1/1800
FVH	(80°-90°)	72.5	1.2			G1/100
BL	(0°-30°)	193.0	3.1	B1/500		
BM	(30°-60°)	1133.3	18.5	B2/2500		
BH	(60°-80°)	1666.6	27.2	B3/2500		G1/1800
BVH	(80°-90°)	72.5	1.2			G1/100
UL	(90°-100°)	0.0	0.0		U0/0	
UH	(100°-180°)	0.0	0.0		U0/0	

**BUG Rating: B3-U0-G1**

Type V Short





REPORT NUMBER: P140471

CATALOG NUMBER: EMM-E02-LED-E1-5WQ-7050

**CANDELA DISTRIBUTION (FULL):**

	0°	5°	10°	15°	20°	25°	30°	35°	40°	45°	50°
0°	335.2	335.2	335.2	335.2	335.2	335.2	335.2	335.2	335.2	335.2	335.2
2.5°	339.3	339.3	338.6	338.6	338.6	338.6	337.9	337.9	338.6	337.9	337.9
5°	347.5	348.2	348.2	347.5	347.5	347.5	347.5	347.5	348.2	347.5	347.5
7.5°	359.8	360.5	360.5	359.8	359.8	359.8	359.8	359.8	360.5	360.5	359.1
10°	374.9	375.6	375.6	374.9	374.9	375.6	375.6	375.6	376.2	376.2	375.6
12.5°	392.7	393.3	394.0	393.3	394.0	394.0	394.7	395.4	395.4	395.4	394.0
15°	413.2	415.2	413.9	413.9	414.5	415.2	415.2	417.3	416.6	415.9	415.2
17.5°	437.1	436.4	436.4	437.1	437.8	437.1	437.8	439.9	439.2	438.5	437.8
20°	459.7	459.7	459.7	459.0	460.4	460.4	461.1	461.7	461.7	463.1	461.1
22.5°	481.6	481.6	480.9	480.9	482.3	482.3	483.6	485.0	485.0	485.0	483.6
25°	502.1	502.1	502.8	502.1	502.8	503.5	504.8	506.2	506.9	506.9	506.9
27.5°	520.6	522.6	521.9	522.6	524.0	525.4	526.7	528.8	530.2	530.8	528.8
30°	543.8	543.8	543.2	543.8	545.2	547.3	550.0	553.4	553.4	554.1	554.1
32.5°	568.5	569.1	567.8	569.1	571.2	573.9	576.7	579.4	580.8	583.5	582.8
35°	600.6	598.6	599.2	601.3	602.7	605.4	608.8	613.6	616.3	617.7	616.3
37.5°	637.6	636.9	638.2	638.2	643.0	645.8	651.9	656.0	658.1	661.5	660.1
40°	684.1	686.8	687.5	689.5	692.3	697.8	704.6	711.4	715.5	718.3	719.0
42.5°	747.0	748.4	745.6	753.2	760.7	764.1	772.3	781.9	788.0	790.1	790.8
45°	824.3	824.3	828.4	833.2	842.8	849.6	858.5	874.2	879.7	887.2	887.2
47.5°	916.7	919.4	919.4	930.3	937.9	951.5	968.6	981.6	993.3	989.8	1001.5
50°	1023.4	1025.4	1032.9	1039.1	1052.1	1067.8	1083.6	1102.7	1119.8	1121.9	1123.9
52.5°	1134.9	1137.6	1143.8	1158.1	1173.9	1191.7	1220.4	1236.8	1253.2	1262.1	1260.7
55°	1262.8	1261.4	1271.7	1282.6	1305.9	1329.8	1353.8	1377.0	1394.1	1406.4	1405.8
57.5°	1396.9	1401.7	1413.3	1427.0	1446.8	1468.0	1496.7	1520.0	1548.1	1555.6	1544.6
60°	1552.8	1548.1	1559.7	1580.9	1598.7	1626.0	1651.3	1681.4	1701.3	1710.2	1706.8
62.5°	1712.2	1708.1	1717.0	1744.4	1765.6	1785.4	1820.3	1853.1	1869.6	1873.0	1866.8
65°	1829.2	1830.6	1844.9	1868.9	1902.4	1932.5	1971.5	2011.2	2037.2	2041.3	2027.6
67.5°	1856.6	1859.3	1879.1	1909.9	1951.7	2001.6	2059.7	2118.6	2163.0	2172.6	2152.8
70°	1793.6	1795.0	1814.2	1849.0	1896.9	1954.4	2026.9	2108.3	2173.3	2197.9	2176.0
72.5°	1664.3	1669.8	1685.5	1715.0	1752.6	1809.4	1879.1	1951.7	2016.0	2047.4	2047.4
75°	1431.1	1443.4	1450.9	1460.5	1493.3	1539.2	1595.9	1653.4	1710.2	1728.0	1678.0
77.5°	1021.3	1000.8	1005.6	1058.9	1051.4	1103.4	1166.3	1207.4	1258.0	1250.5	1178.7
80°	468.6	457.0	483.6	519.2	564.4	599.2	667.0	673.8	732.0	735.4	683.4
82.5°	93.7	98.5	117.7	145.0	180.6	219.6	255.2	285.3	324.9	332.5	308.5
85°	29.4	32.2	40.4	44.5	46.5	53.4	60.9	82.1	94.4	97.8	91.7
87.5°	6.2	9.6	15.7	17.8	18.5	17.8	17.8	17.1	13.7	10.9	13.0
90°	0.0	0.0	0.0	0.0	0.0	0.0	0.0	0.0	0.0	0.0	0.0



REPORT NUMBER: P140471

CATALOG NUMBER: EMM-E02-LED-E1-5WQ-7050

**CANDELA DISTRIBUTION (continued):**

	55°	60°	65°	70°	75°	80°	85°	90°
0°	335.2	335.2	335.2	335.2	335.2	335.2	335.2	335.2
2.5°	337.2	337.2	337.9	337.9	337.9	337.2	336.6	337.2
5°	346.8	346.8	346.8	346.8	345.5	345.5	344.8	344.8
7.5°	359.1	358.5	358.5	357.8	357.1	357.1	356.4	357.1
10°	375.6	374.2	373.5	372.8	372.1	372.1	371.5	370.8
12.5°	393.3	392.7	392.0	390.6	389.9	388.6	388.6	388.6
15°	413.9	413.2	412.5	410.4	410.4	408.4	409.1	409.1
17.5°	436.4	435.1	433.0	432.3	431.6	429.6	429.6	429.6
20°	459.7	457.0	455.6	454.2	454.2	452.2	451.5	451.5
22.5°	482.3	479.5	476.8	475.4	474.1	473.4	472.0	471.3
25°	504.8	502.1	499.4	497.3	494.6	493.2	491.8	491.8
27.5°	527.4	524.7	520.6	517.8	515.1	512.4	511.0	511.7
30°	550.7	547.9	543.8	540.4	537.0	534.3	532.9	532.2
32.5°	580.1	576.7	571.9	568.5	562.3	559.6	558.2	558.9
35°	614.3	609.5	606.1	600.6	595.8	592.4	590.4	590.4
37.5°	658.1	654.0	650.6	645.1	638.2	634.1	631.4	633.4
40°	714.9	711.4	704.6	696.4	690.9	687.5	684.8	685.4
42.5°	787.4	780.5	774.4	769.6	761.4	756.6	749.1	751.8
45°	879.0	871.5	865.3	857.8	850.3	840.7	838.0	832.5
47.5°	989.8	984.4	970.7	963.9	954.3	940.6	933.8	928.3
50°	1112.3	1102.0	1092.5	1075.4	1064.4	1048.7	1042.5	1040.5
52.5°	1250.5	1233.4	1217.6	1201.9	1180.0	1165.0	1152.7	1155.4
55°	1387.3	1367.5	1344.9	1327.8	1310.7	1292.2	1279.2	1271.7
57.5°	1531.6	1509.7	1485.8	1461.2	1446.8	1424.9	1416.7	1412.6
60°	1680.1	1660.2	1636.3	1613.7	1593.9	1568.6	1554.9	1549.4
62.5°	1844.3	1816.9	1788.2	1760.1	1738.2	1719.8	1705.4	1695.8
65°	1995.4	1957.8	1928.4	1892.8	1868.9	1842.2	1824.4	1821.0
67.5°	2108.3	2050.2	1998.9	1953.0	1916.1	1883.2	1860.7	1851.8
70°	2115.8	2035.8	1959.9	1892.1	1838.1	1800.5	1770.4	1758.7
72.5°	1969.4	1870.2	1767.6	1701.3	1643.8	1591.8	1570.6	1565.8
75°	1602.1	1519.3	1433.8	1358.6	1318.9	1292.9	1275.1	1249.1
77.5°	1113.0	1037.1	991.2	907.1	892.0	870.8	853.0	835.9
80°	623.2	556.8	505.5	452.9	420.7	402.9	384.4	374.2
82.5°	279.8	229.8	182.6	141.6	117.0	92.3	69.1	73.2
85°	69.8	58.8	45.1	37.6	34.2	31.5	25.3	22.6
87.5°	13.0	12.3	10.9	10.9	11.6	9.6	5.5	4.8
90°	0.0	0.0	0.0	0.0	0.0	0.0	0.0	0.0

(END OF REPORT)